

Dear customers! We are from Ukraine!

When you purchase licenses of YouControl services, you help maintain access to information for all society.

YouControl is currently one of the few reliable sources of information that contains data from official registers both as at the beginning of the war, contains previously deleted data and has new ones from all available reliable sources. We do our best to support the functionality of our services, ensure data protection and further work with it.

Support Ukrainian business - renew your YouControl license for next year. You are also investing in building our partnerships with you.

[Go to payment](#)

ТОВ "ЗАХІД-АГРО МХП"

ТОВАРИСТВО З ОБМЕЖЕНОЮ ВИДПОВІДАЛЬНІСТЮ "ЗАХІД-АГРО МХП"

✔ Not in the process of dissolution



Included in the group ?

"МХП"



[Share dossier](#)

[Мої нотатки](#)

[Lists 0](#)




Foreign economic activities*

Important. These data can be obtained automatically directly to your accounting system. [Find out more](#)



Operations with separate jurisdictions

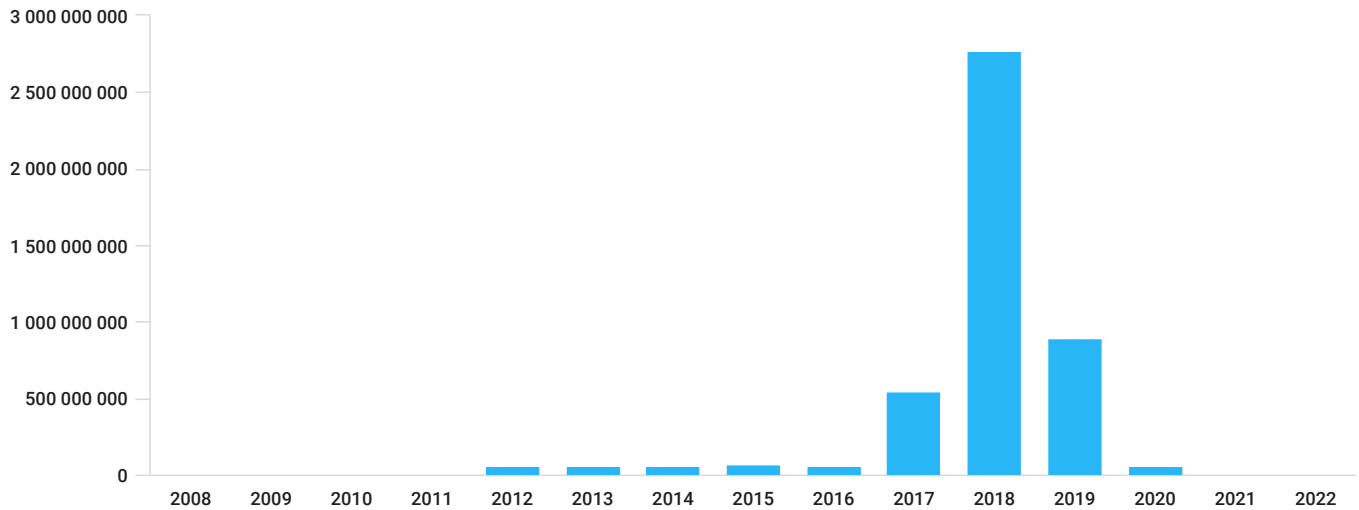


Country	Year of operations	Is on the list of the so-called offshore zones	Is on the list of countries under sanctions	
 British Virgin Islands	2015, 2016, 2017, 2018, 2019	Included	Not included	▼
 Iran	2012	Included	Included	▼
 United Arab Emirates	2019, 2020	Included	Not included	▼

Exports



EXPORT REVENUES

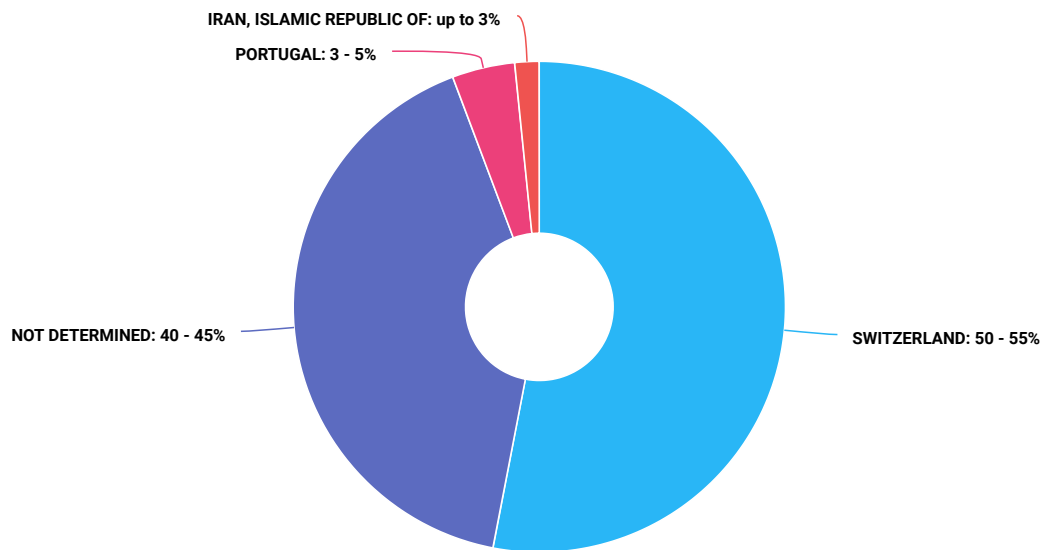


Geography, export



EXPORT REVENUES IN 2012 P.

2020 2019 2018 2017 2016



Country	EXPORT REVENUES	Contractors (quantity)	Operations (quantity)
SWITZERLAND	20 000 000 - 25 000 000	up to 3	5 - 10
NOT DETERMINED	15 000 000 - 20 000 000	up to 3	5 - 10
PORTUGAL	1 500 000 - 2 000 000	up to 3	up to 3
IRAN, ISLAMIC REPUBLIC OF	650 000 - 700 000	up to 3	up to 3


TOP-10 contractors, export



EXPORT REVENUES BY COMPANIES IN 2020 Y.

2020 2019 2018 2017 2016





Contractors

EXPORT REVENUES

Operations
(quantity)

Company 1
TRADING COUNTRY: UNITED ARAB EMIRATES

1 000 000 - 1 500 000


up to 3

Categories of goods, export



EXPORT REVENUES IN 2020 Y.

2020 2019 2018 2017 2016



Ukrainian classification of commodities involved in FEA

Description

EXPORT REVENUES, UAH.

1003

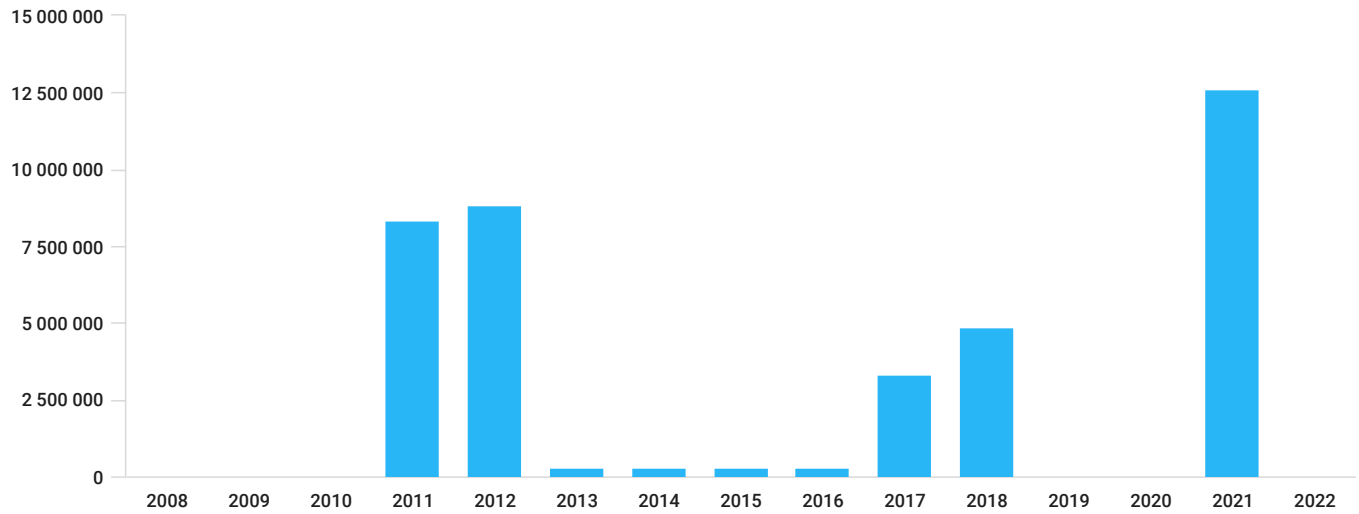
Barley

1 000 000 - 1 500 000

Imports



IMPORTS




Geography, import



IMPORTS IN 2021 Y.

2021 2018 2017 2016 2015






Country	Imports, UAH.	Contractors (quantity)	Operations (quantity)
LITHUANIA	10 000 000 - 15 000 000	up to 3	up to 3

TOP-10 contractors, import



IMPORTS BY COMPANIES IN 2021 Y.

2021 2018 2017 2016 2015




Contractors	Imports, UAH.	Operations (quantity)
Company 1 TRADING COUNTRY: LITHUANIA	10 000 000 - 15 000 000	up to 3

Categories of goods, import

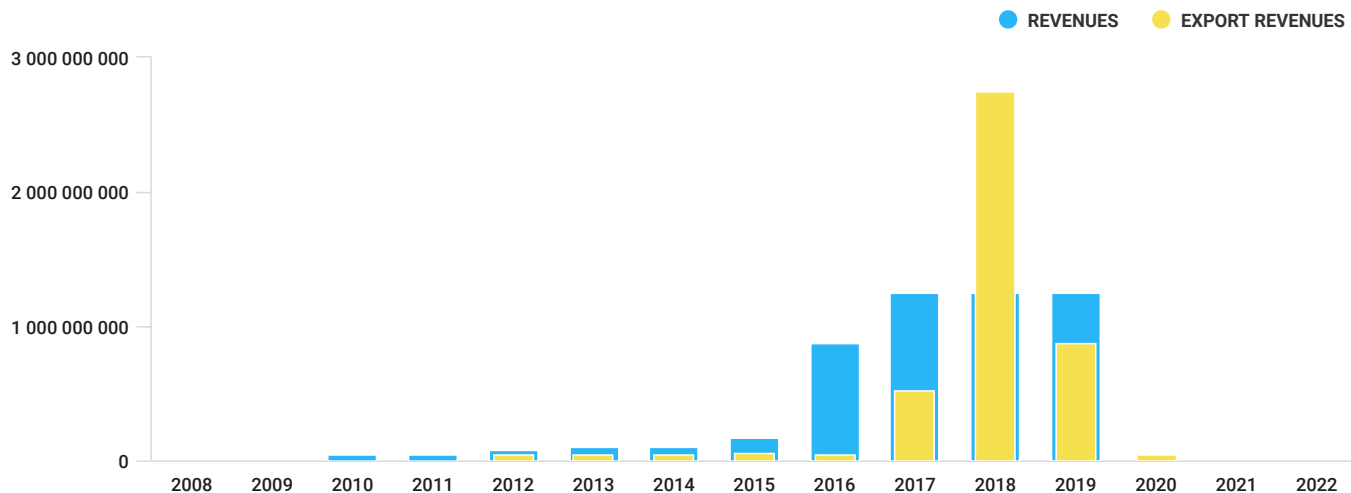
IMPORTS IN 2021 Y.

2021 2018 2017 2016 2015



Ukrainian classification of commodities involved in FEA	Description	Imports, UAH.
3105	Mineral or chemical fertilisers containing two or three of the fertilising elements nitrogen, phosphorus and potassium; other fertilisers; goods of this chapter in tablets or similar forms or in packages of a gross weight not exceeding 10 kg	10 000 000 - 15 000 000

Income, UAH



This analytical indicator shows the share of funds earned as a result of carrying out foreign economic activity in the revenues.

This diagram shows the level of contractor's dependence on the economic situation in the country and risks associated with the termination of export and import operations.

* Note for users!

Analytical information of the "Foreign economic activity" section of the YOUCONTROL System is only advisory. The formation of this data, the streamlining and arrangement of its components, as well as the construction of functional links between it and/or databases (compilations) created on its basis, and/or other data is the result of the work of the special software.

Analytical information of the "Foreign economic activity" section does not replace the existing official information, does not establish any facts or circumstances of legal significance, and cannot be used as expert, auditing, and other official conclusions.

The use of this data by any persons for making managerial, legal, financial, organizational, and any other decisions, actions (or inaction) is carried out by them solely at its discretion, and YOUCONTROL LLC is not responsible for their consequences.

